
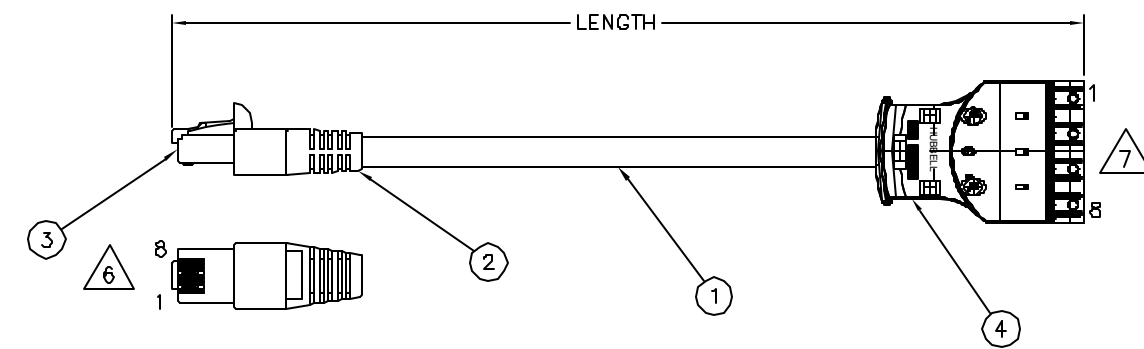
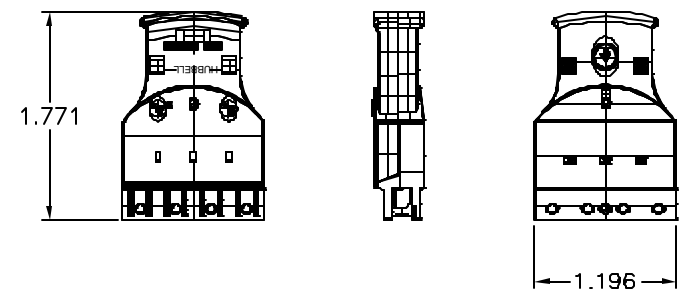


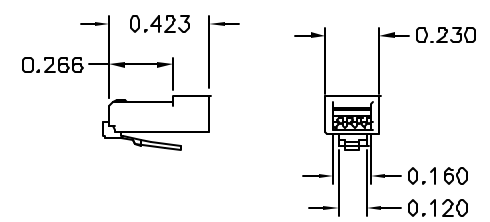
ITEM NO.	DESCRIPTION	QTY.	CATALOG NUMBER	LENGTH	COLOR	DESCRIPTION
1	CAT 5e PATCH CABLE	1	PC119C5EL3	3 FEET	YELLOW	ASSEMBLY, PATCH CORD, CAT 5e SERIES, 110 TO RJ45
2	STRAIN RELIEF BOOT	1	PC119C5EL5	5 FEET	YELLOW	ASSEMBLY, PATCH CORD, CAT 5e SERIES, 110 TO RJ45
3	RJ45 8-POS PLUG	1	PC119C5EL7	7 FEET	YELLOW	ASSEMBLY, PATCH CORD, CAT 5e SERIES, 110 TO RJ45
4	110 4-PAIR PLUG	1	PC119C5EL9	9 FEET	YELLOW	ASSEMBLY, PATCH CORD, CAT 5e SERIES, 110 TO RJ45
			PC119C5EL12	12 FEET	YELLOW	ASSEMBLY, PATCH CORD, CAT 5e SERIES, 110 TO RJ45



BOOT DETAIL



PLUG DETAIL



JACK DETAIL

NOTES:

1. CATEGORY 5E COMPLIANT PER MSI/TIA/E1A-568-B.2 COMPONENT AND CHANNEL PERFORMANCE SPECIFICATIONS
2. PATCH CORD: CATERGORY 5e, 24 AWG TINNED COPPER, 0.024 NOMINAL DIAMETER.
3. STRAIN RELIEF BOOT: PVC, YELLOW
4. RJ45 8-POS PLUG: POLYCARBONATE BODY; CONTACTS: PHOSPHOR BRONZE PLATEED WITH 50 MICRO INCHES GOLD (MATING AREA)/100 MICRO INCHES MIN NICKEL UNDERPLATE OVERALL.
5. 110 4-PAIR PLUG: FLAME RETARDENT ENGINEERING THERMOPLASTIC BODY TRANSLUCENT GREY. CONTACTS: COPPER ALLOY WITH 100 MICROINCHES MIN. NICKEL PLATING.

6. WIRING DETAIL:

WIRING (RJ-45)

- | | |
|------------------|-----------------|
| 1 - WHITE/ORANGE | 5 - WHITE/BLUE |
| 2 - ORANGE | 6 - GREEN |
| 3 - WHITE/GREEN | 7 - WHITE/BROWN |
| 4 - BLUE | 8 - BROWN |

7. WIRING DETAIL:

WIRING (110)

- | | |
|------------------|-----------------|
| 1 - WHITE/BLUE | 5 - WHITE/GREEN |
| 2 - BLUE | 6 - GREEN |
| 3 - WHITE/ORANGE | 7 - WHITE/BROWN |
| 4 - ORANGE | 8 - BROWN |

REV.	ECN	DATE	DESCRIPTION	CHG BY	APPD BY
A	4293	12/18/01	INITIAL RELEASE	PSM	R.R.

Created on AUTOCAD

DIMENSIONING AND TOLERANCE PER ANSI Y14.5M-1982 UNLESS OTHERWISE SPECIFIED, DIMENSIONS ARE IN INCHES (MM).

TOLERANCES
 .XX = ±.01 (.25)
 .XXX = ±.005 (.127)
 .XXXX = ±.0025 (.0635)
 ANGLE TOL ±1°

IN ACCEPTING OUR DRAWINGS, BLUEPRINTS, OR SUPPORTING DOCUMENTATION FOR QUOTATION OR OTHER PURPOSES, YOU AGREE NOT TO DISCLOSE TO OTHERS THE IDEAS, INFORMATION, OR DESIGNS SHOWN HEREIN, AND THAT YOU WILL MAKE NO USE OF SAME WITHOUT PERMISSION

PROJECT REFERENCE:

MATERIAL:

DRAWN BY:
PAUL S. MAGUIRE 12/18/01

CHECKED BY:

APPROVED BY:
RAY RODDEN 01/23/02

HUBBELL Hubbell Premise Wiring
 HUBBELL INCORPORATED (Delaware)
 14 Lord's Hill Road, Sturington, Connecticut 06378

TITLE:
ASSEMBLY, PATCH CORD,
CAT 5e SERIES, 110 TO RJ45

SIZE: C **DRAWING NO.:** C1165406 **REV.:** A

SCALE: 1/1 **SHEET:** 1 OF 1