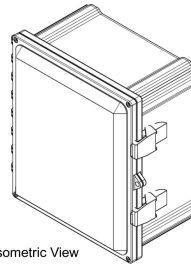





NEMA 4X enclosure protects WAPs with internal or external antennas from all vendors in challenging indoor/outdoor environments. This rugged polycarbonate enclosure protects the WAP from weather, dust, and impacts, and is transparent to wireless signals so WAPs with body integrated antennas or small detachable antennas may be protected. The enclosure has a hinged door, molded-in padlock hasps for locking, and interior ABS panel for attaching WAPs. Paintable. Convenient sizes are available.



Isometric View

## Features & Benefits

- Compact, low-profile wireless access point enclosure for indoor and outdoor applications such as stadiums and public hotspots
- UV-stabilized for exposure to direct sunlight
- Virtually transparent to wireless signals
- Universal mounting plate allows easy installation of most vendors' WAPs
- Cover is hinged; cover can be latched and locked with padlock (not included)
- Tinted clear polycarbonate cover is available upon request; please specify as "-C" in model number

## Technical Specifications

- Design: Polycarbonate NEMA wireless access point enclosure designed for wall or mast mounting indoors or outdoors, where secure mounting is required. Large enough for Cisco 3500/3600 wireless access points. Fully-hinged, lockable door.
- Performance: Designed to NEMA 3R, 4, 4X, 12, and 6P, and IEC529-IP68 specifications for indoor/outdoor wet, dirty, or corrosive environments. UV-stabilized for exposure to direct sunlight. Transparent to wireless signals. Paintable.
- Wireless access point max. operating temperature should be de-rated by 9 °C in the 1024-00 or -C
- Fully-hinged, gasketed door with hasps for padlock
- Internal plastic universal mounting panel
- Construction: UL listed to UL50 and UL508A; back-box and cover are light gray UL94-5VA polycarbonate plastic
- Size: 11.6inches by 13.4 inches by 7.6 inches (295 mm by 340 mm by 193 mm)

## Standards for Safety

- Designed to NEMA 3R, 4, 4X, 12, and 6P, and IEC529-IP68 specifications for indoor/ outdoor wet, dirty, or corrosive environments
- UL508 listed; back-box and cover are light gray UL94-5VA Polycarbonate; tinted clear cover is UL94V-0 Polycarbonate

## Configurations

Model Number	Description
1026-864	Polycarbonate NEMA4 WiFi Gear Box-8x6x4 solid door
1026-864-C	Polycarbonate NEMA4 WiFi Gear Box-8x6x4 tinted clear door
1026-1084	Polycarbonate NEMA4 WiFi Gear Box-10x8x4 solid door
1026-1084-C	Polycarbonate NEMA4 WiFi Gear Box-10x8x4 tinted clear door
<b>1026-00</b>	Polycarbonate NEMA4 WiFi Gear Box-12x10x6 solid door
1026-C	Polycarbonate NEMA4 WiFi Gear Box-12x10x6 tinted clear door
1026-14126	Polycarbonate NEMA4 WiFi Gear Box-14x12x6 solid door
1026-14126-C	Polycarbonate NEMA4 WiFi Gear Box-14x12x6 tinted clear door
1026-16148	Polycarbonate NEMA4 WiFi Gear Box-16x14x8 solid door
1026-16148-C	Polycarbonate NEMA4 WiFi Gear Box-16x14x8 tinted clear door
1026-242410	Polycarbonate NEMA4 WiFi Gear Box-24x24x10 solid door
1026-242410-C	Polycarbonate NEMA4 WiFi Gear Box-24x24x10 tinted clear door

## Measurements *(Maximum values):*

- Height: 12 in.
- Width: 10 in.
- Depth: 6 in.
- Item Weight: 7 lbs.
- Shipping Weight: 7 lbs.

## Includes


- (1) Unit
- (4) #8 - 32 screw
- (4) Mounting feet
- (4) #10 - 32 mounting feet screw
- Installation instructions

## Available Accessories

Mounting Pole:


- P/N 35- XXX - interior panel for mounting MIMO antennas inside the enclosure (see chart above for size options)
- 35-POLE-MOUNT-BRACKET - external mounting bracket to mount enclosure on pole
- P/N 35-BLKHD-KIT-RPTNC - 18" jumper cable with RPTNC connectors on both ends, bulkhead connector and plastic ring fitting into  $\frac{3}{4}$ " trade knockout for mounting external antennas
- P/N 35-BLKHD-KIT-RPSMA - 18" jumper cable with RPSMA connectors on both ends, bulkhead connector and plastic ring fitting into  $\frac{3}{4}$ " trade knockout for mounting external antennas
- P/N 35-CORD - Cord Grip Connector
- P/N 35-RJ45 - RJ45 Bulkhead Connector

## Documentation Links

 [Spec Sheet - oberoninc.com/index.php?option=com\\_content&view=article&id=1281&Itemid=399](http://oberoninc.com/index.php?option=com_content&view=article&id=1281&Itemid=399)

 [Installation Instructions - oberoninc.com/images/WebDocs/Model1026-00\\_Installation\\_Instructions.pdf](http://oberoninc.com/images/WebDocs/Model1026-00_Installation_Instructions.pdf)

 [Customer Prints - oberoninc.com/images/WebDocs/Model1026-00\\_Customer\\_Print.pdf](http://oberoninc.com/images/WebDocs/Model1026-00_Customer_Print.pdf)

 [App Note - Wireless Coverage FAQ - oberoninc.com/images/WebDocs/Model1025-00\\_coverage\\_FAQ.pdf](http://oberoninc.com/images/WebDocs/Model1025-00_coverage_FAQ.pdf)

 [SECTION 27\\_21\\_33 DATA COMMUNICATIONS WIRELESS ACCESS POINTS -](http://oberoninc.com/images/WebDocs/SECTION_27_21_33_DATA_COMMUNICATIONS_WIRELESS_ACCESS_POINTS.pdf)

[http://oberoninc.com/images/WebDocs/SECTION\\_27\\_21\\_33 DATA COMMUNICATIONS WIRELESS ACCESS POINTS.pdf](http://oberoninc.com/images/WebDocs/SECTION_27_21_33_DATA_COMMUNICATIONS_WIRELESS_ACCESS_POINTS.pdf)

*Images and documents may depict similar models in the product series.*

# Dimensional Images

